



Story Star Countdown

Theme: Games

Phonics Focus: Magic E Review

READ: *The Friends Go to Camp* by Allyson Desormeaux

Have your child read aloud to you, reading the words they can while you help with challenging new words. Encourage them to solve unfamiliar words using the patterns they know, as well as use the pictures for more detail. Learning to read is all about building your toolkit of known words and sounds!

Extension Activity:

Work through the included activities at your child's pace. They should be challenged, but not frustrated, and these activities do not need to be done in one sitting. Directions are included for each activity. If your child has trouble, that's okay! You can help them, just try not to give them the answer. They should be doing most of the work.

READ: *Got Your Nose!* by Alan Katz


Read this book to your child. If able, let them read to you, or take turns. Along the way, talk with your child about what is happening and how they feel about the story. Ask questions like: why do you think the character did that? How would you solve this problem? What is the story trying to teach us? What was your favorite part of the story? All questions are good questions.

WRITE and DRAW: Tell us about a game you made up all on your own!

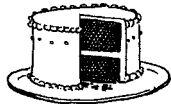
You can use notebook paper or the writing templates provided on our website. As your child writes, let them get their full thought down on paper before you correct anything. This is how they become a writer! As they spell, encourage them to use the rules they know. This is called invented spelling. Even if it doesn't look like what an adult would write, they are still practicing their phonics. Illustrations are always welcome!

Words to Know

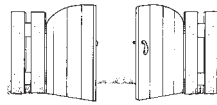
A vowel can sound like its name. This is called a long-vowel sound. Look at the pictures. Say the words. Listen for letters that sound like their name. Underline *a* and *i*.



bike




cake



gate



kite



mice



rake

Word Sort

Look at the words above. Write them in the boxes.

Words With Long *a*

Words With Long *i*

My Checklist

✓ Check each activity when you complete it.

Page 1

_____ Words to Know

_____ Word Sort

Page 2

_____ Whale's Birthday

_____ Missing Letters

Page 3

_____ What's the Word?

_____ Buddy Words

_____ Challenge Word

Page 4

_____ Riddle Time


_____ What Doesn't Belong?

Page 5

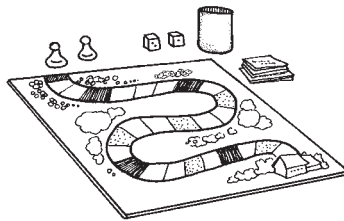
_____ Review

Whale's Birthday


It's Whale's birthday! Say the name for each picture. Circle the word, then write it. Use your words to tell a story about Whale's birthday.



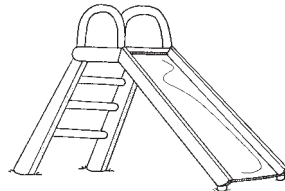
cake cone



name game



bike kite



hide slide


Missing Letters

Look at the picture. Fill in the missing letters. Use the Letter Bank. Read the sentence.

Letter Bank

i a

Watch Wh ____ le
r ____ de the bike!



What's the Word?

Read each clue. Write the answer.
Use the Word Bank.

Word Bank

dine face five game lake

1. Has the little word *ace*: _____
2. The word for 5: _____
3. A way to say *eat*: _____
4. Bigger than a pond: _____
5. Something to play: _____


Challenge Word

Fill in the missing letters.
Read the word.

c r o c _ _ d _ _ l _ _

Use these letters:

e i o





Buddy Words

Fill in the letters
to spell each pair
of words. Use the
Letter Bank. Use
each letter two
times.

Letter Bank

a i



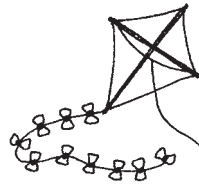
Riddle Time

Read the riddles. Use the words in the Word Bank to fill in the blanks.


Word Bank

dice grape kite nine


1. I can fly,
But I don't have wings.
I am a _____.



2. You can roll me,
But I am not a ball.
I am _____.



3. I come in a bunch,
But I am not a banana.
I am a _____.



4. I am less than 10,
But more than 8.
I am the number _____.

**What Doesn't Belong?**

Look at each picture. Say the words. **X** the word that does not belong.



tape ten



make mice

Word Hunt

Write the word for each picture.
Use the Word Bank.

Word Bank

bike five mice rake skate whale













Find and circle
the words.



m	i	c	e	r	w
s	f	i	v	e	h
k	r	t	s	o	a
a	r	a	k	e	l
t	w	d	f	c	e
e	b	b	i	k	e

How Did You Do?



How many stars do you give your work?
Color them.



Final e

(as in *cake* and *bike*)


Page **5** (Review)


Extra!

Say the word
for each picture.
Write **A** for the
long-*a* sound.
Write **I** for the
long-*i* sound.





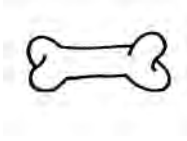




Words to Know

A vowel can sound like its name. This is called a long-vowel sound. Look at the pictures.

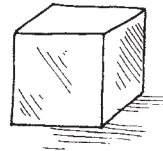
Say the words. Listen for the sound of *o* and *u*. Underline *o* and *u*.



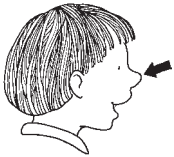
bone




cone



cube



nose



mule



rose

Word Sort

Look at the words above. Write them in the boxes.

Words With Long o

Words With Long u

My Checklist

✓ Check each activity when you complete it.

Page 1

_____ Words to Know

_____ Word Sort

Page 2

_____ Doggie Wants a Bone

_____ Missing Letters

Page 3

_____ Two-Way Words

_____ What's the Word?

_____ Challenge Word

Page 4

_____ Fill-In Rhyme

_____ What Doesn't Belong?

_____ What Am I?

Page 5

_____ Review


Doggie Wants a Bone

Help Doggie find the bones.
Say the name for each picture.
Color the matching bone.
Read your words.



rise

rose



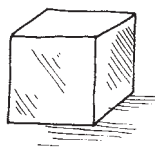
mice

mule



cone

cane



cave

cube

Final e

(as in *bone* and *cube*)

Page 2

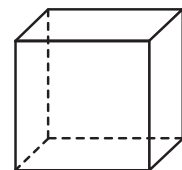
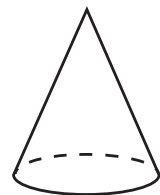
Missing Letters

Look at the pictures. Fill in the missing letters.
Use the Letter Bank. Read the sentence.

Letter Bank

e u e o

A c___n___
and a
c___b___ are
both shapes.

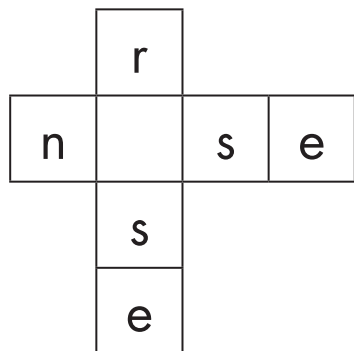


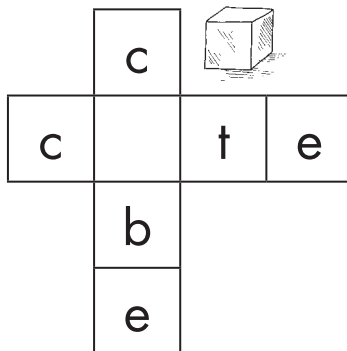
Two-Way Words

Look at the pictures. Fill in the missing letters to make words both ways. Use the Letter Bank. Write your words.

**Letter Bank**

u o





Challenge Word

Fill in the missing letters.
Read the word.

t e l _ _ p h _ _ n e

Use these letters:

o e

**What's the Word?**

Use the Word Bank to find the answers.

Word Bank

those

use

1. Add an e to
us to make
this word:

2. Has the little
word *hose*:

Fill-In Rhyme

Look at the Word Bank. Use the words to fill in the blanks. Then read the story!

Word Bank

bone flute tune

What Can a Dog Do?

Can a dog hum a _____?

No, can you?

Can a dog dig for a _____?

Yes, that's true.

Can a dog play the _____

and the tuba, too?

No, a dog cannot.

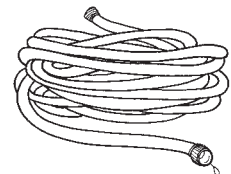

But a dog can chew!



What Doesn't Belong?

Say the name for each picture.

X the picture that does not have a long-o sound.

**What Am I?**

I belong on a face
But I am not your eyes.
I help you smell things
Like cakes and pies!
What am I?

Answer: a _____

Use these letters:

o s n e



Word Hunt

Write the word for each picture.

Use the Word Bank.

Word Bank

bone cone cube mule nose rose













Find and circle the words.



r	c	o	n	e	e
o	m	u	l	e	c
s	u	m	n	o	u
e	l	o	n	s	b
v	n	o	s	e	e
o	b	o	n	e	b

Extra!

What's a word that tells about the puppy? Fill in the missing letters. Read the word.

Letter Bank

e u



c _ _ t _ _

How Did You Do?



How many stars do you give your work?

Color them.

