



Story Star Countdown

Theme: Problems and Solutions

Phonics Focus: U and Magic E

READ: *June and Luke Play Tunes* by Allyson Desormeaux

Have your child read aloud to you, reading the words they can while you help with challenging new words. Encourage them to solve unfamiliar words using the patterns they know, as well as use the pictures for more detail. Learning to read is all about building your toolkit of known words and sounds!

Extension Activity:


Work through the included activities at your child's pace. They should be challenged, but not frustrated, and these activities do not need to be done in one sitting. Directions are included for each activity. If your child has trouble, that's okay! You can help them, just try not to give them the answer. They should be doing most of the work.

READ: *Giraffe is Too Tall for This Book* by D.K. Ryland

Read this book to your child. If able, let them read to you, or take turns. Along the way, talk with your child about what is happening and how they feel about the story. Ask questions like: why do you think the character did that? How would you solve this problem? What is the story trying to teach us? What was your favorite part of the story? All questions are good questions.

WRITE and DRAW: What is the most interesting problem you have solved?

You can use notebook paper or the writing templates provided on our website. As your child writes, let them get their full thought down on paper before you correct anything. This is how they become a writer! As they spell, encourage them to use the rules they know. This is called invented spelling. Even if it doesn't look like what an adult would write, they are still practicing their phonics. Illustrations are always welcome!





Mr. Mule's Rule



The consonant-vowel-consonant-silent e rule: When a word ends in a silent e, the vowel that comes before the e will be long and will say its name. To help you remember, mark the long u and silent e like this: mūlē rūlē.

Mr. Mule has all the answers! He wants you to choose one of his words to complete each sentence. Write the word on the blank and mark the vowels like the example above.



1. It is _____ to talk back to your mother.
2. She plays the _____ in the band.
3. Throw your dirty socks down the clothes _____.
4. It is fun to roll down a big sand _____.
5. The giant had _____ feet!
6. My birthday is in _____.
7. This baby is so _____!



This is what toothpaste comes in. You squeeze it to get some out. It has a little top that screws on. It has a long u and a silent e. What is it? Write the word and mark the vowels.



Page 1

1. rude; 2. flute; 3. chute;
4. dune; 5. huge; 6. June;
7. cute;
tube

cute

jute

lute

mute

brute

flute

Name

ute

c

j

l


m

br


fl

How to Construct the Flipbook

1. Carefully cut apart the flipbook pages.



2. Stack the pages.



3. Staple the pages together, then read!

