



Story Star Countdown

Theme: Whirling Winds

Phonics Focus: I and Magic E

READ: *Mike's New Kite* by Heather Ma

Have your child read aloud to you, reading the words they can while you help with challenging new words. Encourage them to solve unfamiliar words using the patterns they know, as well as use the pictures for more detail. Learning to read is all about building your toolkit of known words and sounds!

Extension Activity:


Work through the included activities at your child's pace. They should be challenged, but not frustrated, and these activities do not need to be done in one sitting. Directions are included for each activity. If your child has trouble, that's okay! You can help them, just try not to give them the answer. They should be doing most of the work.

READ: *The North Wind and the Sun* by Philip Stead

Read this book to your child. If able, let them read to you, or take turns. Along the way, talk with your child about what is happening and how they feel about the story. Ask questions like: why do you think the character did that? How would you solve this problem? What is the story trying to teach us? What was your favorite part of the story? All questions are good questions.

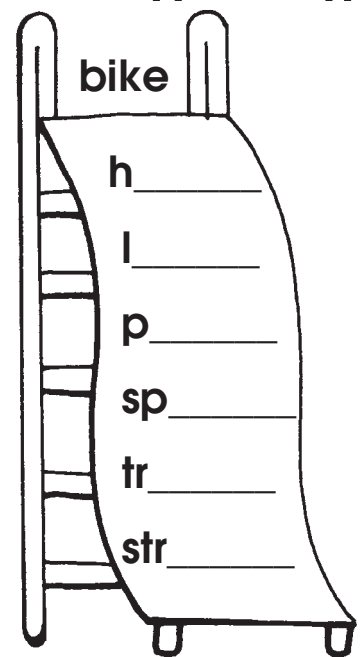
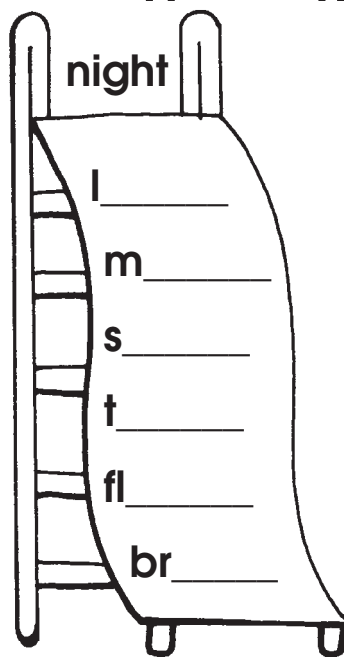
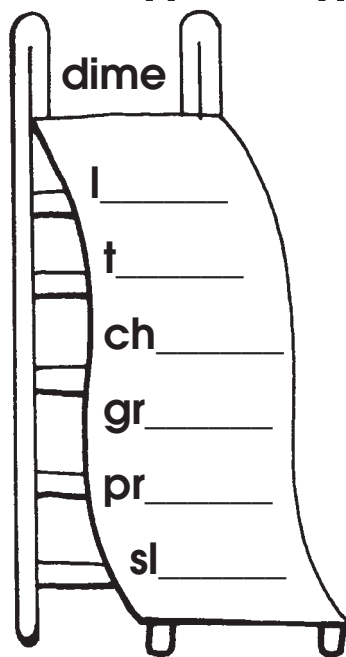
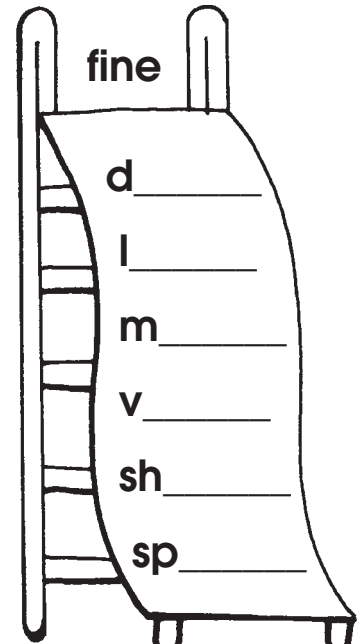
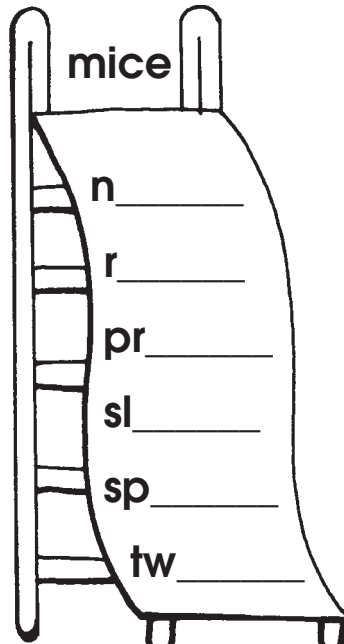
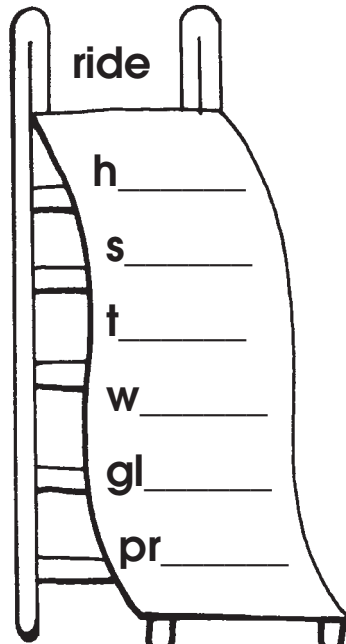
WRITE and DRAW: Where would you fly if you could ride the wind?

You can use notebook paper or the writing templates provided on our website. As your child writes, let them get their full thought down on paper before you correct anything. This is how they become a writer! As they spell, encourage them to use the rules they know. This is called invented spelling. Even if it doesn't look like what an adult would write, they are still practicing their phonics. Illustrations are always welcome!



Long-i Word Slides


Look at the word on each slide. By changing the first letter, you can make new words. Write the words on the slide. Mark each *i* long. Cross out any silent letters. Read your words to a friend.




This is the name for a woman who is married. It is the opposite of husband. It has a long-*i* sound. What is the word? Change the first letter to *l* to make a rhyming word.

**Page 1**

hide, side, tide, wide,
glide, pride; nice, rice,
price, slice, spice, twice;
dine, line, mine, vine,
shine, spine; lime, time,
chime, grime, prime,
slime; light, might, sight,
tight, flight, bright; hike,
like, pike, spike, trike,
strike;
wife, life



I Am Long! I Am Short!



Read the words in each picture frame. Two words have a long-vowel sound. Mark the vowels in these words. One word has a short-vowel sound. Circle it. The first one has been done for you.

bait
bat
bake

mail
made
mad

play
pay
pan

can
cane
case

fake
fan
faint

rug
June
suit

no
me
at

boat
bone
box

fast
stay
day

Steve
Tom
Gene

milk
mile
main

face
fun
flute

vote
soap
six

hi
if
we

home
feet
big

dog
dive
date



Page 1

bait (bat) bake	mail (made) mad	play (pāy) pan	can (cān) cane case
take (tan) taint	rug (Jūn) suit	no (né) oi	boat (bōn) box
fast (stāy) day	Steve (Tom) Gene	milk (mil) main	face (fun) flute
vote (sāp) six	hi (i) we	home (fē) big	dog (div) date