



# Story Star Countdown

**Theme: Sweet Tooth**

**Phonics Focus: A and Magic E**

**READ: *Nate and Jane Bake a Cake* by Heather Ma**

Have your child read aloud to you, reading the words they can while you help with challenging new words. Encourage them to solve unfamiliar words using the patterns they know, as well as use the pictures for more detail. Learning to read is all about building your toolkit of known words and sounds!

**Extension Activity:**

Work through the included activities at your child's pace. They should be challenged, but not frustrated, and these activities do not need to be done in one sitting. Directions are included for each activity. If your child has trouble, that's okay! You can help them, just try not to give them the answer. They should be doing most of the work.

**READ: *Ganesha's Sweet Tooth* by Emily Haynes**

Read this book to your child. If able, let them read to you, or take turns. Along the way, talk with your child about what is happening and how they feel about the story. Ask questions like: why do you think the character did that? How would you solve this problem? What is the story trying to teach us? What was your favorite part of the story? All questions are good questions.

**WRITE and DRAW: What is the most delicious dessert you can think of?**

You can use notebook paper or the writing templates provided on our website. As your child writes, let them get their full thought down on paper before you correct anything. This is how they become a writer! As they spell, encourage them to use the rules they know. This is called invented spelling. Even if it doesn't look like what an adult would write, they are still practicing their phonics. Illustrations are always welcome!



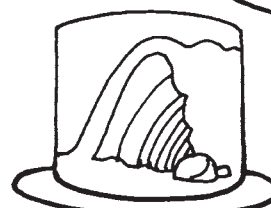









# The Bake-a-Cake Rule



*The consonant-vowel-consonant-silent e rule: When a word ends in a silent e, the vowel that comes before the e will be long and will say its name. To help you remember, mark the long a and silent e this way: bākē cākē.*



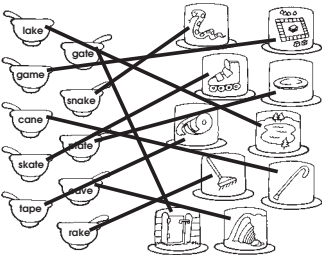
It is fun to bake a cake! Read the words on the bowls. Mark the vowels in each word like the examples above. Then draw a line to match the word to the correct picture on the cake.



You can find 50 of them on a U.S. map. Utah is one. Texas is one. The word has a long-a sound and silent e in it. What is it? Look at a U.S. map and see if you can find yours.



Page 1



state

Name: \_\_\_\_\_

Word Family  
Packet

11

You will learn these word families:

ake, ale, ame, ate, ape, ave

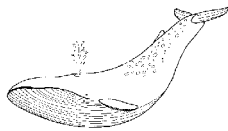
vowel + consonant + silent e

a + ke →



rake

a + le →



whale

a + me →



game

a + te →



plate

a + pe →



ape

a + ve →



shave

### Checklist

✓ off each page after you complete it.

\_\_\_\_ Activity 1

\_\_\_\_ Activity 2

\_\_\_\_ Activity 3

\_\_\_\_ Activity 4

\_\_\_\_ Activity 5

\_\_\_\_ Activity 6

\_\_\_\_ Activity 7

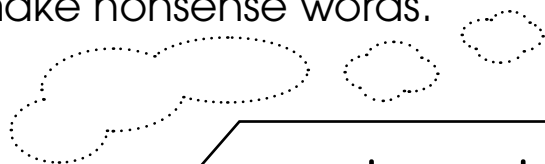
\_\_\_\_ Activity 8

\_\_\_\_ Activity 9

Name: \_\_\_\_\_

## Which Words Live Here?

Use the letters and blends from the attic to make words in each word family. If you can't make any more real words, you can make nonsense words.



b c d f g h j k l

m n p r s t v w x y z br bl

ch cl cr dr fl fr gl gr kn pl pr sc scr

sh sk sl sm sn sp st str sw th thr tr wh wr

\_\_\_ake \_\_\_ake \_\_\_ake \_\_\_ake \_\_\_ake \_\_\_ake

\_\_\_ale \_\_\_ale \_\_\_ale \_\_\_ale \_\_\_ale \_\_\_ale

\_\_\_ame \_\_\_ame \_\_\_ame \_\_\_ame \_\_\_ame \_\_\_ame

\_\_\_ate \_\_\_ate \_\_\_ate \_\_\_ate \_\_\_ate \_\_\_ate

\_\_\_ape \_\_\_ape \_\_\_ape \_\_\_ape \_\_\_ape \_\_\_ape

\_\_\_ave \_\_\_ave \_\_\_ave \_\_\_ave \_\_\_ave \_\_\_ave

Name: \_\_\_\_\_

## Where Do You Hear It?

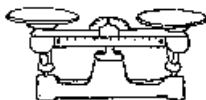
Do you hear the sound at the BEGINNING, MIDDLE, or END?  
Circle the right answer.

1. I hear the **k** in

at the B M E

2. I hear the **a** in

at the B M E

3. I hear the **s** in

at the B M E

4. I hear the **sh** in

at the B M E

5. I hear the **gr** in


at the B M E

6. I hear the **k** in

at the B M E

7. I hear the **a** in

at the B M E

8. I hear the **m** in

at the B M E

9. I hear the **a** in

at the B M E

10. I hear the **v** in

at the B M E

Name: \_\_\_\_\_

# How Many Sounds Can You Hear?

Put your hand on top of the hand below. Read each of the words out loud SLOWLY. For every sound you hear, tap on a finger. How many taps were there? Circle that number.



<u>shape</u>	2	3	4	5
<u>blame</u>	2	3	4	5
<u>fake</u>	2	3	4	5
<u>crate</u>	2	3	4	5
<u>whale</u>	2	3	4	5
<u>ape</u>	2	3	4	5
<u>state</u>	2	3	4	5
<u>scrape</u>	2	3	4	5
<u>came</u>	2	3	4	5

Name: \_\_\_\_\_

# Words From Earth or Mars?

Which words are real words we use on Earth? Which words are Martian words used only on Mars? Sort them.

same \* gake make dake \* behave clale \* vape  
 shape twame late zate \* bake  
 \* save spave cape sale wape  
 brave chame prale \*



Words From Earth

---

---

---

---

---

---

---

---

---

---



Words From Mars

---

---

---

---

---

---

---

---

---

---

ake, ale, ame, ate, ape, ave



Name: \_\_\_\_\_

# They All Sound the Same

Can you think of three rhyming words to go with each picture?




wave

---

---

---



snake

---

---

---



name

---

---

---

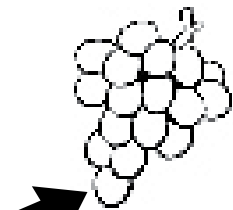


plate

---

---

---

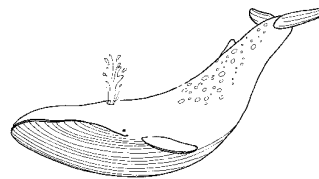


grape

---

---

---



whale

---

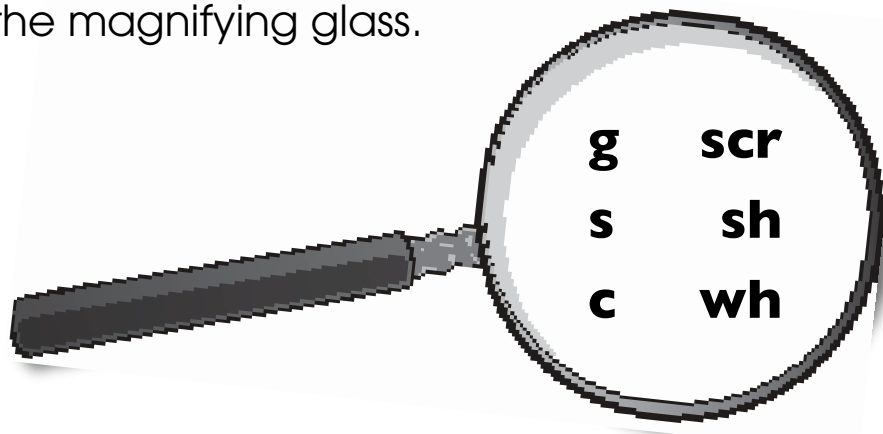
---

---

Name: \_\_\_\_\_

## What Is Missing?

Complete the sentences by using each of the letters and blends from the magnifying glass.

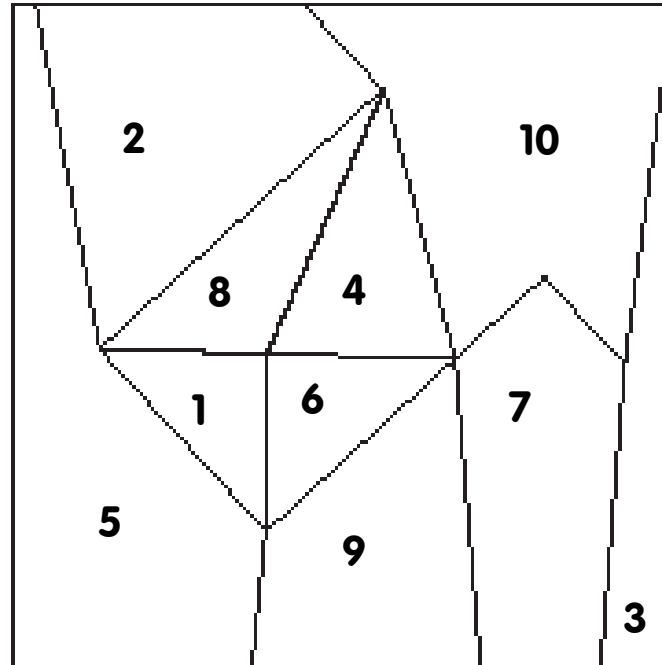


1. I went deep-sea fishing and we saw a \_\_\_\_ale!
2. My best friend has the \_\_\_\_ame name as me.
3. Oh no! I left the \_\_\_\_ate open and the dog got out!
4. My Dad has to \_\_\_\_ave every morning.
5. Do you like pan\_\_\_\_akes?
6. I fell down and got a \_\_\_\_ape on my hand.

Name: \_\_\_\_\_

# Silly Sentences

Circle the silly sentences. For each silly sentence you find, color the shape with that number. What picture do you see?



1. I put the scale on a plate and ate it.
2. Jake jumped in the big wave.
3. The ape likes grapes.
4. I gave the cupcake a grape bath.
5. I need to make my bed.
6. The sale is stale and has a scrape.
7. The snake is in the crate.
8. My brave name is a shake.
9. Can you take the rake inside?
10. I saved the cake cave for you.

Name: \_\_\_\_\_

# Read, Think, Then Read Again

Read the story below. Then color the picture that goes with it.

## Jake Is Not Brave


Jake does not ride whales.

Jake does not go in lakes.


Jake does not take baths.

Jake does run from snakes!

1.



2.



3.



4.




Name: \_\_\_\_\_

# Which Spelling Is Right?

Look at each picture. Then circle the correct spelling of the word.

1.

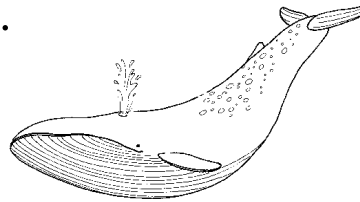


snak

snaek

snake

4.




wahle

whale

whael

2.



frame

rame

farme

5.




plaet

plat

plate

3.

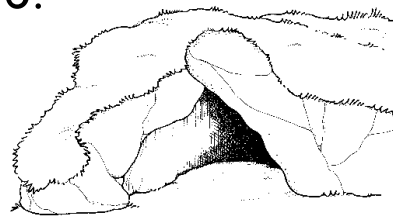


papr

paeper

paper

6.



kave

cave

cafe

## Packet 11

**Activity 1:** Answers will vary.

**Activity 2:** 1. E, 2. M, 3. B, 4. B, 5. B, 6. E, 7. B, 8. E,  
9. M, 10. E

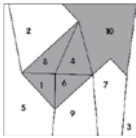
**Activity 3:** shape = 3, blame = 4, fake = 3,  
crate = 4, whale = 3, ape = 2, state = 4, scrape = 5,  
came = 3

**Activity 4:** from Earth: same, save, brave, make,  
sale, late, behave, cape, bake, shape; words from  
Mars: vape, gake, twame, spave, zate, dake, prale,  
clale, chame, wape

**Activity 5:** Answers will vary.

**Activity 6:** 1. whale, 2. same, 3. gate, 4. shave,  
5. pancakes, 6. scrape

**Activity 7:**



**Activity 8:** Picture #1 is correct.

**Activity 9:** 1. snake, 2. frame, 3. paper, 4. whale,  
5. plate, 6. cave