



# Story Star Countdown

**Theme: Fishy Friends**

**Phonics Focus: CK**

**READ: *Zack and Chet on the Dock* by Kathleen Corrigan**

Have your child read aloud to you, reading the words they can while you help with challenging new words. Encourage them to solve unfamiliar words using the patterns they know, as well as use the pictures for more detail. Learning to read is all about building your toolkit of known words and sounds!

**Extension Activity:**

Work through the included activities at your child's pace. They should be challenged, but not frustrated, and these activities do not need to be done in one sitting. Directions are included for each activity. If your child has trouble, that's okay! You can help them, just try not to give them the answer. They should be doing most of the work.

**READ: *A Friend for Eddy* by Anna Kim Ha**

Read this book to your child. If able, let them read to you, or take turns. Along the way, talk with your child about what is happening and how they feel about the story. Ask questions like: why do you think the character did that? How would you solve this problem? What is the story trying to teach us? What was your favorite part of the story? All questions are good questions.

**WRITE and DRAW: What is your favorite creature that lives in the water?**

You can use notebook paper or the writing templates provided on our website. As your child writes, let them get their full thought down on paper before you correct anything. This is how they become a writer! As they spell, encourage them to use the rules they know. This is called invented spelling. Even if it doesn't look like what an adult would write, they are still practicing their phonics. Illustrations are always welcome!



# Sick Chick



**Ck** makes the **k** sound that you hear at the end of **sick** and **chick**.

Poor little sick chick. He does not feel like doing his homework. Will you help him? Fill in the blanks with **ck**. Then draw a line to match each word to the correct picture.



tru\_\_ \_\_

pi\_\_ \_\_ le

so\_\_ \_\_ s

du\_\_ \_\_





clo\_\_ \_\_

ro\_\_ \_\_ et

ni\_\_ \_\_ el

bri\_\_ \_\_ s

ne\_\_ \_\_ lace



This word has two *ck*'s in it! It is something you carry to school. You put your books and papers in it. It has pockets. What is it? On another sheet of paper, write a story about a magic one and what it can do.

**Page 37**

truck, pickle, socks, duck,  
clock, rocket, nickel, bricks,  
necklace;  
backpack

duck luck puck suck tuck stuck truck

Name

uck

d

l

p

s

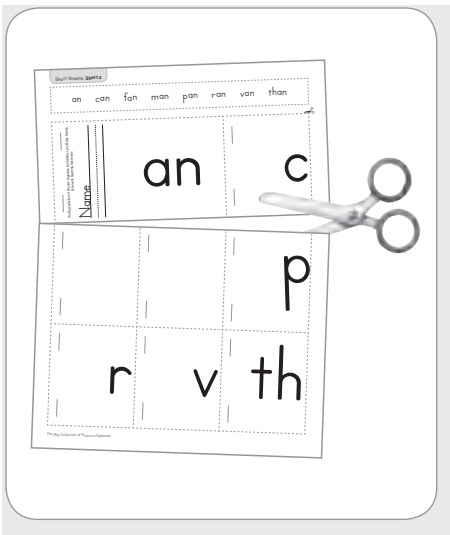
t

st


tr

# How to Construct the Flipbook

1. Carefully cut apart the flipbook pages.



2. Stack the pages.



3. Staple the pages together, then read!

