



Story Star Countdown

Theme: Pets and Me

Phonics Focus: Short E

READ: *Pen Gets a Pet* by Kathleen Corrigan

Have your child read aloud to you, reading the words they can while you help with challenging new words. Encourage them to solve unfamiliar words using the patterns they know, as well as use the pictures for more detail. Learning to read is all about building your toolkit of known words and sounds!

Extension Activity:

Work through the included activities at your child's pace. They should be challenged, but not frustrated, and these activities do not need to be done in one sitting. Directions are included for each activity. If your child has trouble, that's okay! You can help them, just try not to give them the answer. They should be doing most of the work.

READ: *How to Catch a Class Pet* by Alice Walstead

Read this book to your child. If able, let them read to you, or take turns. Along the way, talk with your child about what is happening and how they feel about the story. Ask questions like: why do you think the character did that? How would you solve this problem? What is the story trying to teach us? What was your favorite part of the story? All questions are good questions.

WRITE and DRAW: What should your classroom's pet mascot be?

You can use notebook paper or the writing templates provided on our website. As your child writes, let them get their full thought down on paper before you correct anything. This is how they become a writer! As they spell, encourage them to use the rules they know. This is called invented spelling. Even if it doesn't look like what an adult would write, they are still practicing their phonics. Illustrations are always welcome!


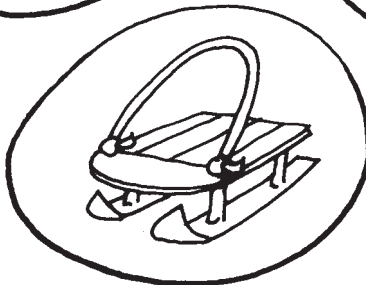






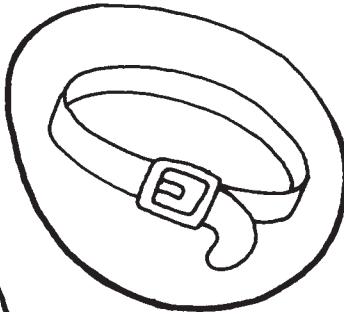
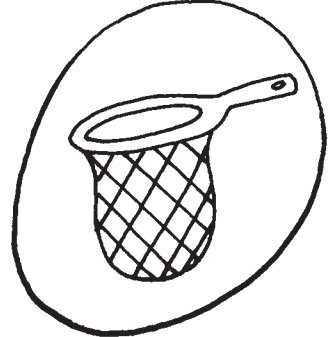

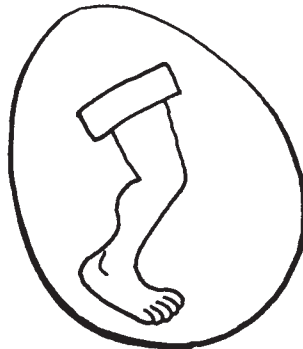


Ed's Eggs



Short e makes the sound you hear at the beginning of **egg**. To help you remember the short-e sound, stretch out the beginning of the word like this: e-e-e-egg.

It is time for Ed to gather the eggs. Help Ed find the eggs that have pictures with the short-e sound. Color these eggs brown. If the picture does not have the short-e sound, leave the egg white.




When you say this word you nod your head up and down. It means the opposite of *no*. It has the short-e sound. What word is it? Think of three questions that you would answer with this word.




Page 1

short-e words: leg, net,
belt, desk, neck, ten,
sled, nest;
yes



Short-e Word Jets

Look at the word on each jet. By changing the first letter, you can make new words. Use the letters in the clouds to write new words on the blanks. Mark each vowel short.



This is a tiny, make-believe person. It is like a leprechaun. It rhymes with shelf. What is it? On another sheet of paper, write three sentences about one.



Page 1

fell, tell, well, yell; get,
met, net, pet; best, nest,
test, vest; bent, tent, sent,
rent; fed, red, led, wed;
peck, neck, speck, check;
den, ten, pen, men;
elf