



Story Star Countdown

Theme: Zoo Animals

Phonics Focus: My Alphabet

READ: *A Zany Zoo Visit* by Kathleen Corrigan

You can find the script for this book in the back. Have your child name the things they see. Encourage them to pick out the first sound in those words. Bat might become b-b-bat. Learning to read is all about building your toolkit of known words and sounds!

Extension Activity:

Work through the included activities at your child's pace. They should be challenged, but not frustrated, and these activities do not need to be done in one sitting. Directions are included for each activity. If your child has trouble, that's okay! You can help them, just try not to give them the answer. They should be doing most of the work.

READ: *You've Got This, Fiona* by Richard Cowdrey

Read this book to your child. If able, let them read to you, or take turns. Along the way, talk with your child about what is happening and how they feel about the story. Ask questions like: why do you think the character did that? How would you solve this problem? What is the story trying to teach us? What was your favorite part of the story? All questions are good questions.

WRITE and DRAW: What Animal Would You Take Care of At the Zoo?


You can use notebook paper or the writing templates provided on our website. As your child writes, let them get their full thought down on paper before you correct anything. This is how they become a writer! As they spell, encourage them to use the rules they know. This is called invented spelling. Even if it doesn't look like what an adult would write, they are still practicing their phonics. Illustrations are always welcome!


Name: _____

Review: Aa, Bb, Cc


Say the name of each item.

Write the letter that makes the beginning sound.
















Name: _____


Review: Dd, Ee, Ff

Say the name of each picture.


Write the letter that makes the beginning sound.














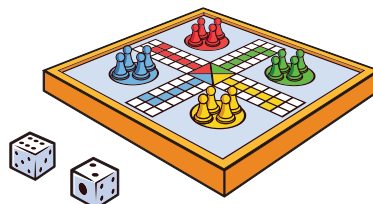
Name: _____


Review: Gg, Hh, Ii


Say the name of each picture.


Write the letter that makes the beginning sound.















Name: _____

Review: Jj, Kk, Ll

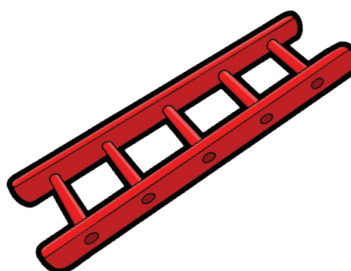
Say the name of each picture.


Write the letter that makes the beginning sound.














Name: _____


Review: Mm, Nn, Oo


Say the name of each picture.


Write the letter that makes the beginning sound.














Name: _____


Review: Pp, Qq, Rr

Say the name of each picture.


Write the letter that makes the beginning sound.













Name: _____


Review: Ss, Tt, Uu, Vv


Say the name of each picture.


Write the letter that makes the beginning sound.

















Name: _____

Review: Ww, Yy, Zz

Say the name of each picture.

Write the letter that makes the beginning sound.














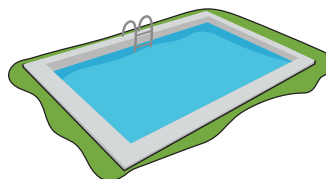
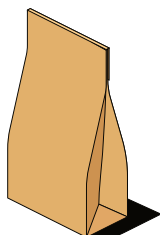




Name: _____

Identify rhyming sounds

Draw a line to connect the pictures that rhyme.
The first one has been done for you.






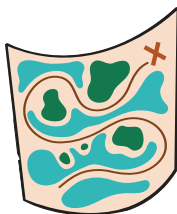

Answer Key

Rhymes: mouse → house,
wag → bag; pool → stool,
bone → cone; cheese →
bees, sled → bed; map →
cap, shoe → two

Name: _____

Identify rhyming sounds

Draw a line to connect the pictures that rhyme.
The first one has been done for you.



Answer Key

Rhymes: cat → hat,
dog → frog; tree → bee,
car → star; map → nap,
rug → bug; book → cook,
fox → box