



Story Star Countdown

Theme: Farm Life

Phonics Focus: Soft C and G

READ: *Come to the Farm* by Kathleen Corrigan

You can find the script for this book in the back. Have your child name the things they see. Encourage them to pick out the first sound in those words. Bat might become b-b-bat. Learning to read is all about building your toolkit of known words and sounds!

Extension Activity:

Work through the included activities at your child's pace. They should be challenged, but not frustrated, and these activities do not need to be done in one sitting. Directions are included for each activity. If your child has trouble, that's okay! You can help them, just try not to give them the answer. They should be doing most of the work.

READ: *Miss Macdonald Has a Farm* by Kalee Gwarjanski

Read this book to your child. If able, let them read to you, or take turns. Along the way, talk with your child about what is happening and how they feel about the story. Ask questions like: why do you think the character did that? How would you solve this problem? What is the story trying to teach us? What was your favorite part of the story? All questions are good questions.

WRITE and DRAW: Would you like living on a farm?



You can use notebook paper or the writing templates provided on our website. As your child writes, let them get their full thought down on paper before you correct anything. This is how they become a writer! As they spell, encourage them to use the rules they know. This is called invented spelling. Even if it doesn't look like what an adult would write, they are still practicing their phonics. Illustrations are always welcome!

Name _____

Sounds of C

1. Say each picture name.

Listen for the sound of the letter **C**.

at the beginning of each word. It will either be a hard **C** like  or a soft **C** like .

2. Cut and paste the pictures in the boxes.

• Paste pictures that begin like "cat" in the  box.

• Paste pictures that begin like "cent" in the  box.




C like



C like




--	--





Sounds of C

Answers: Cat Box–cane, car, cup: Cent Box–celery, cereal, circus




Gary the Goat and George the Giraffe



G can make two sounds. Usually, words that begin with **g** make the same sound that you hear in **Gary** and **goat**. But sometimes a **g** can sound like a **j**, as in **George** and **giraffe**. This usually happens when the vowels **e** or **i** come after the **g**, but not always. The best way to figure out which **g** sound to use is to try both sounds and see which one makes sense. For example, try saying goat with both **g** sounds. See? One of them does not make sense!

Look at each picture below. If the picture begins like *goat*, circle **g**. If the picture begins like *giraffe*, circle **j**.




<p>gate</p> <p>g j</p>	<p>girl</p> <p>g j</p>	<p>gingerbread man</p> <p>g j</p>	<p>gift</p> <p>g j</p>
<p>giant</p> <p>g j</p>	<p>guitar</p> <p>g j</p>	<p>gum</p> <p>g j</p>	<p>gerbil</p> <p>g j</p>
<p>goose</p> <p>g j</p>	<p>gorilla</p> <p>g j</p>	<p>general</p> <p>g j</p>	<p>gymnast</p> <p>g j</p>

Name _____

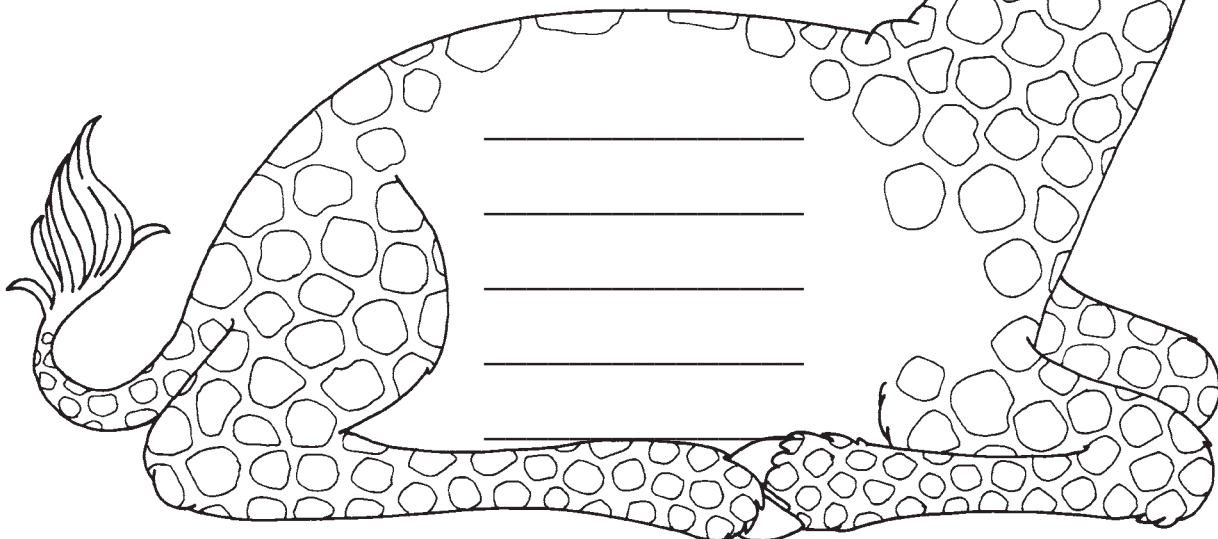


Special consonants

Use the words on page 24. Write each word that begins with the same sound as *Gary* on the goat.



Write each word that begins with the same sound as *George* on the giraffe.



This word begins with a *g* that sounds like a *j*. It is a huge room. You can sit in the bleachers and watch a basketball game there. Most high schools have one. What is it? Think of another game that can be played there. On another sheet of paper, draw and color it.

**Page 1**

gate—g, girl—g,
gingerbread man—j,
gift—g; giant—j, guitar—g,
gum—g, gerbil—j;
goose—g, gorilla—g,
general—j, gymnast—j

Page 2

Goat: gate, girl, gift,
guitar, gum, goose, gorilla;
Giraffe: gingerbread
man, giant, gerbil,
general, gymnast; gym or
gymnasium