



# Story Star Countdown

**Theme: Summer Season**

**Phonics Focus: Three Letter Blends**

**READ: *Mom's Guitar* by Catherine Cotton**

Have your child read aloud to you, reading the words they can while you help with challenging new words. Encourage them to solve unfamiliar words using the patterns they know, as well as use the pictures for more detail. Learning to read is all about building your toolkit of known words and sounds!

**Extension Activity:**

Work through the included activities at your child's pace. They should be challenged, but not frustrated, and these activities do not need to be done in one sitting. Directions are included for each activity. If your child has trouble, that's okay! You can help them, just try not to give them the answer. They should be doing most of the work.

**READ: *Summer is for Cousins* by Rajani Larocca**

Read this book to your child. If able, let them read to you, or take turns. Along the way, talk with your child about what is happening and how they feel about the story. Ask questions like: why do you think the character did that? How would you solve this problem? What is the story trying to teach us? What was your favorite part of the story? All questions are good questions.

**WRITE and DRAW: Do you and your family have any summer traditions?**

You can use notebook paper or the writing templates provided on our website. As your child writes, let them get their full thought down on paper before you correct anything. This is how they become a writer! As they spell, encourage them to use the rules they know. This is called invented spelling. Even if it doesn't look like what an adult would write, they are still practicing their phonics. Illustrations are always welcome!



**Page 26**

1. scrapbook; 2. scroll;  
3. scratch; 4. screwdriver;  
5. scrub; 6. scream;  
7. screech owl; 8. scribble;  
1, 8, 2, 6, 7, 4, 3, 5;  
screen



# Spray and Splash



**Spr** makes the sound you hear at the beginning of the word **spray**.  
**Spl** makes the sound you hear at the beginning of the word **splash**.

Splash! These boys are spraying each other to cool off. Look at the pictures in the drops of water. Then read the words that have **spr** or **spl** in them. Draw a line to match the words to the correct pictures.



splatter

splinter

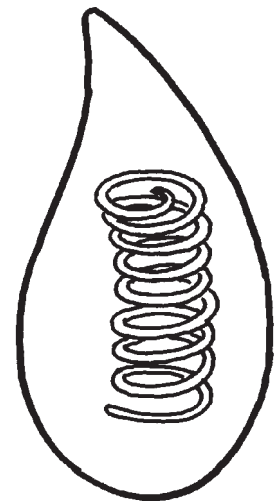

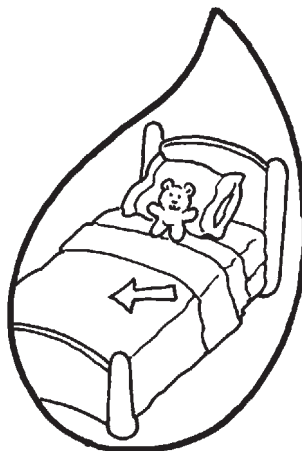

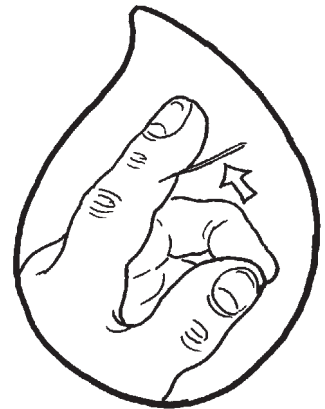


split

spring

sprinkler

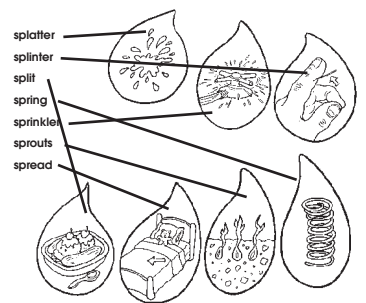
sprouts

spread



They are teeny-tiny colored candies that go on top of cupcakes or cookies or ice cream. Yum! The word begins with *spr*. What are they? On another sheet of paper, make up a recipe for sugar cookies and include these in the instructions.

Page 27



sprinkles



## Squeaky the Squirrel



**Squ** is a blend made up of two consonants, *s* and *q*, and the helper vowel, *u*. It sounds like **skw**. It makes the sound you hear at the beginning of **Squeaky** and **squirrel**.


Squeaky the squirrel is looking for acorns. Look at the pictures in the acorns below. Find the word in the tree that matches each picture. Write it on the line.

### Word Box

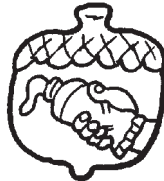
squid	squeegee
square	squeeze
squash	squad car



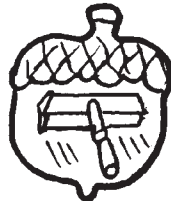
\_\_\_\_\_




\_\_\_\_\_



\_\_\_\_\_



\_\_\_\_\_



\_\_\_\_\_



\_\_\_\_\_



What do you call it when you step in mud and it comes up between your toes? It begins with *squ*. On another sheet of paper, draw a scene in which you are walking along and accidentally step in mud. Think about how your face will look when it happens.

**Page 29**

squid, square, squeeze,  
squeegee, squash, squad  
car;  
squish



## "Strike One!"



**Str** makes the sound you hear at the beginning of the word **strike**.

Look at the pictures on the baseball caps below. If the picture begins with **str**, make red stripes on the cap. If the picture does not begin with **str**, color the whole cap yellow.



This word describes some people's hair. It is the opposite of curly. It begins with **str**. What is it? What kind of hair do you have? On another sheet of paper, draw and color a picture of yourself.



**Page 28**

str words: string, street,  
stroller, straw,  
strawberries, streamers,  
strong, strap;  
straight

throb thrash thrill thrush three throat throw

thr

Name

ob

ash

ill

ush

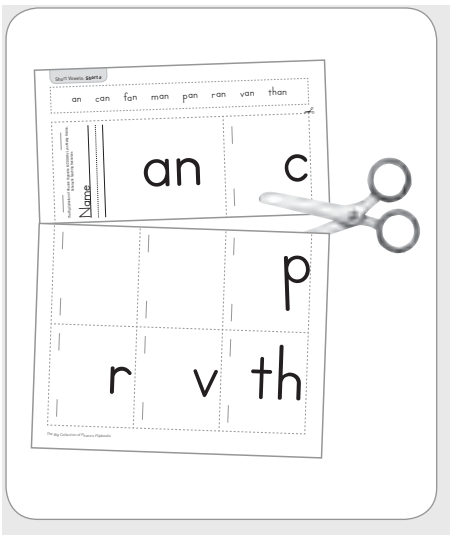
ee

oat


ow

# How to Construct the Flipbook


1. Carefully cut apart the flipbook pages.



2. Stack the pages.



3. Staple the pages together, then read!



# ★ Phonics · Lesson 19

## Three-Letter Blends

Some consonant blends have three letters. Consonant blends with three letters include *scr*, *squ*, *str*, *spr*, *spl*, and *thr*.



screw



square



throne



street


**A** Read each pair of words. Write the word that begins with a three-letter consonant blend.

- |                           |                             |
|---------------------------|-----------------------------|
| 1. scam    scam    _____  | 5. strand    stand    _____ |
| 2. splat    spat    _____ | 6. stoke    stroke    _____ |
| 3. split    spit    _____ | 7. spout    sprout    _____ |
| 4. spy    spry    _____   | 8. strain    stain    _____ |

**B** Circle the word that makes sense in the sentence.

- |                                                 |         |         |         |
|-------------------------------------------------|---------|---------|---------|
| 1. The ____ car squealed to a stop.             | squawk  | squid   | squad   |
| 2. From his ____, the king waved to the people. | throb   | throne  | throw   |
| 3. He took big ____ down the street.            | streaks | strides | strokes |
| 4. What did the scribe ____ on the wall?        | scrawl  | scrub   | scram   |
| 5. The boy ____ three outs.                     | threat  | thrive  | threw   |
| 6. Please ____ the sprouts with water.          | sprain  | spray   | spree   |

**C** Write the correct word for each picture.




threat    thread

\_\_\_\_\_



squirm    squid

\_\_\_\_\_



screen    scream

\_\_\_\_\_

## ★ Phonics · Lesson 19



**D** Write a synonym from the box for each word below. (A *synonym* is a word that has a similar meaning.)

split	scream	squab	squirm	spry	scrape
sprig	throw	squirt	squad	street	stray

- |                 |       |                   |       |
|-----------------|-------|-------------------|-------|
| <b>1.</b> rub   | _____ | <b>6.</b> yell    | _____ |
| <b>2.</b> road  | _____ | <b>7.</b> divide  | _____ |
| <b>3.</b> toss  | _____ | <b>8.</b> wiggle  | _____ |
| <b>4.</b> spray | _____ | <b>9.</b> nimble  | _____ |
| <b>5.</b> team  | _____ | <b>10.</b> wander | _____ |

**E** Write each group of words below in alphabetical order.

- |           |         |       |           |        |       |
|-----------|---------|-------|-----------|--------|-------|
| <b>1.</b> | spread  | _____ | <b>2.</b> | strum  | _____ |
|           | scrap   | _____ |           | stroke | _____ |
|           | splice  | _____ |           | strap  | _____ |
|           | strip   | _____ |           | streak | _____ |
|           | threw   | _____ |           | stripe | _____ |
|           | squeeze | _____ |           |        |       |

**F** Write a tongue twister using at least three words with each of these blends.

1. thr \_\_\_\_\_
2. str \_\_\_\_\_
3. spr \_\_\_\_\_

# ★ Phonics · Lesson 19



**G** Circle the correct blend to complete the word in each sentence. Then write the blend in the word.

1. She \_\_\_\_ead jam on a square of bread.      thr      spr      scr
2. The squid will \_\_\_\_irm on the dock.      squ      thr      spl
3. You strike a drum and \_\_\_\_um a guitar.      spr      scr      str
4. He \_\_\_\_ew the ball straight to me.      spl      thr      squ
5. A \_\_\_\_ay cat strode by.      str      spr      thr
6. The sprout will have to \_\_\_\_ain for sun.      spl      str      spr

**H** Write an answer to each riddle. Use the words from the box.

throne	scrap	three	stream	spruce	straw
screen	throat	splat	strike	thread	squeak

1. I keep bugs from flying in windows. What am I? \_\_\_\_\_
2. I am a kind of evergreen tree. What am I? \_\_\_\_\_
3. I am used in sewing. What am I? \_\_\_\_\_
4. I am the sound a mouse makes. What am I? \_\_\_\_\_
5. I am a flowing body of water. What am I? \_\_\_\_\_
6. I am a leftover. What am I? \_\_\_\_\_
7. I am at the back of your mouth. What am I? \_\_\_\_\_
8. I am what a pitcher throws to hitters. What am I? \_\_\_\_\_
9. I am a seat for a queen. What am I? \_\_\_\_\_
10. I am found in a horse stable. What am I? \_\_\_\_\_





## Answers

### LESSON 19

#### Page 1:

A. 1. scram 2. splat 3. split 4. spry 5. strand 6. stroke 7. sprout 8. strain B. 1. squad 2. throne 3. strides 4. scrawl 5. threw 6. spray C. 1. thread squid 3. screen

#### Page 2:

D. 1. scrape 2. street 3. throw 4. squirt 5. squad 6. scream 7. split 8. squirm 9. spry 10. stray E. 1. scrap, splice, spread, squeeze, strip, threw 2. strap, streak, stripe, stroke, strum F. Sentences will vary but should include at least three blends.

#### Page 3:

G. 1. spr 2. squ 3. str 4. thr 5. str 6. str H. 1. screen 2. spruce 3. thread 4. squeak 5. stream 6. scrap 7. throat 8. strike 9. throne 10. straw