



Story Star Blastoff

Theme: Babies

Phonics Focus: Y As a Vowel

READ: *Baby Animals in Their Homes* by Marla Tomlinson

Have your child read aloud to you, reading the words they can while you help with challenging new words. Encourage them to solve unfamiliar words using the patterns they know, as well as use the pictures for more detail. Learning to read is all about building your toolkit of known words and sounds!

Extension Activity:

Work through the included activities at your child's pace. They should be challenged, but not frustrated, and these activities do not need to be done in one sitting. Directions are included for each activity. If your child has trouble, that's okay! You can help them, just try not to give them the answer. They should be doing most of the work.

READ: *Baby Squeaks* by Anne Hunter

Read this book to your child. If able, let them read to you, or take turns. Along the way, talk with your child about what is happening and how they feel about the story. Ask questions like: why do you think the character did that? How would you solve this problem? What is the story trying to teach us? What was your favorite part of the story? All questions are good questions.

WRITE and DRAW: What were you like when you were a baby?

You can use notebook paper or the writing templates provided on our website. As your child writes, let them get their full thought down on paper before you correct anything. This is how they become a writer! As they spell, encourage them to use the rules they know. This is called invented spelling. Even if it doesn't look like what an adult would write, they are still practicing their phonics. Illustrations are always welcome!

dirty dusty sandy brainy glassy frosty sleepy



Name

y

dirt

dust

sand

brain


glass

frost


sleep

How to Construct the Flipbook

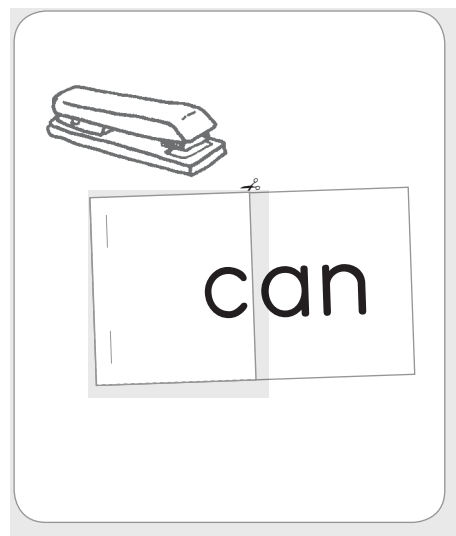
1. Carefully cut apart the flipbook pages.



2. Stack the pages.



3. Staple the pages together, then read!



Name _____



The sometimes vowel: y



Cloudy Sky




When y comes at the beginning of a word, it has a consonant sound as in **yarn**. However, when y comes at the end of a word, it can make the long-e sound as in **cloudy**, or it can make the long-i sound as in **sky**.


Say the name of each picture below. Decide if the y in each word has the long-e sound or the long-i sound. Write each word in the correct cloud. Use the word list to help you.

cloudy:
long-e sound

sky:
long-i sound



puppy
cherry
cry
baby
fry
windy
penny
fly
candy



This special y comes in the middle of a word. It sounds like a short i. What word has a y in the middle and means a building where basketball games are played? What else can you play there?



Page 1

long-e sound: baby,
cherry, puppy, candy,
windy, penny;
long-i sound: fly, fry,
cry; gym