



Cuyahoga County  
Public Library

# Story Star Blastoff

**Theme: All You Can Eat!**

**Phonics Focus: OO and UE**

**READ: *From Roots to Bloom* by Margaret Williamson**

Have your child read aloud to you, reading the words they can while you help with challenging new words. Encourage them to solve unfamiliar words using the patterns they know, as well as use the pictures for more detail. Learning to read is all about building your toolkit of known words and sounds!

**Extension Activity:**

Work through the included activities at your child's pace. They should be challenged, but not frustrated, and these activities do not need to be done in one sitting. Directions are included for each activity. If your child has trouble, that's okay! You can help them, just try not to give them the answer. They should be doing most of the work.

**READ: *I Want to Be Spaghetti!* by Kiera Wright-Ruiz**

Read this book to your child. If able, let them read to you, or take turns. Along the way, talk with your child about what is happening and how they feel about the story. Ask questions like: why do you think the character did that? How would you solve this problem? What is the story trying to teach us? What was your favorite part of the story? All questions are good questions.

**WRITE and DRAW: What is a food you really want to try but haven't had a chance yet?**

You can use notebook paper or the writing templates provided on our website. As your child writes, let them get their full thought down on paper before you correct anything. This is how they become a writer! As they spell, encourage them to use the rules they know. This is called invented spelling. Even if it doesn't look like what an adult would write, they are still practicing their phonics. Illustrations are always welcome!




## Look and Choose

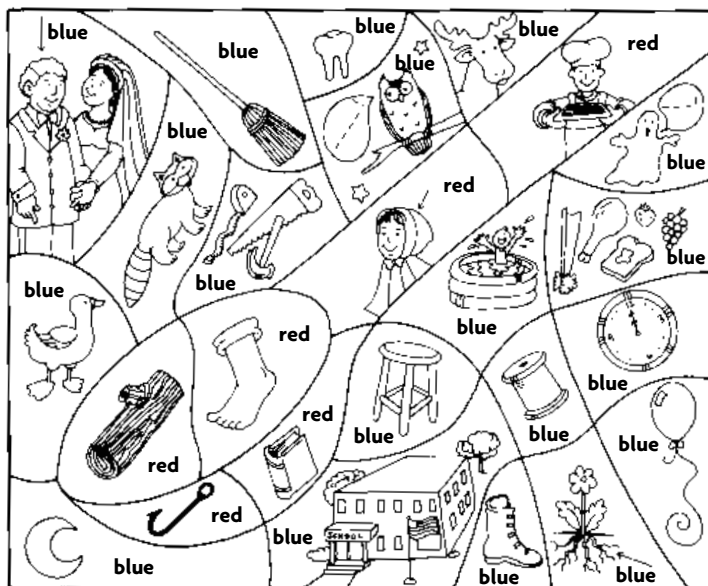


Sometimes the oo diphthong makes the sound you hear in **look**. Other times oo makes the sound you hear in **choose**.

Look at each picture. Color the space red if the name of the picture has the same sound as in **look**. Color the space blue if the name of the picture has the same sound as in **choose**. You will find a hidden picture that has the oo sound in it.



This can go fast down a hill. You stand on it with one foot and push with the other foot. It looks like a skateboard with a handle bar. It has the same vowel sound as **choose**. What is it? On another sheet of paper, draw one.



scooter



## Sue's Cruise



When *u* and *e* come together in a word, the *u* is long and the *e* is silent. Also, when *u* and *i* come together, the *u* is long and the *i* is silent. To help you remember, mark the words like this: *Sūē*      *crūīse*.

Sue and her family went on a cruise. Read what Sue did. Fill in the blanks with the correct word.


true  
suit

bruise  
blue

Sue  
clues

due  
glued


1. \_\_\_\_\_ and  
her family  
went to the  
ship.




2. She saw a  
man in a  
sailor  
\_\_\_\_\_.



3. She saw a  
\_\_\_\_\_ whale just  
in time.



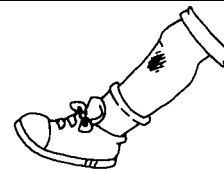
4. She took pictures  
and \_\_\_\_\_  
them in an album.



5. Sue and her  
brother played  
"I Spy." She gave  
him \_\_\_\_\_  
while he guessed.




6. She bumped her leg and  
got a \_\_\_\_\_.



7. She read all of her books  
before they were \_\_\_\_\_.



8. "It is \_\_\_\_\_!"  
she said.  
"It's fun to go  
on a cruise."



## Answer Key



1. Sue; 2. suit; 3. blue;
4. glued; 5. clues;
6. bruise; 7. due; 8. true