



Cuyahoga County
Public Library

Story Star Blastoff

Theme: What's That Sound?

Phonics Focus: E Vowel Teams

READ: *Squeak and Cheeps* by Marla Tomlinson

Have your child read aloud to you, reading the words they can while you help with challenging new words. Encourage them to solve unfamiliar words using the patterns they know, as well as use the pictures for more detail. Learning to read is all about building your toolkit of known words and sounds!

Extension Activity:

Work through the included activities at your child's pace. They should be challenged, but not frustrated, and these activities do not need to be done in one sitting. Directions are included for each activity. If your child has trouble, that's okay! You can help them, just try not to give them the answer. They should be doing most of the work.

READ: *Ring, Ring, Click, Clack* by Jennifer Shand

Read this book to your child. If able, let them read to you, or take turns. Along the way, talk with your child about what is happening and how they feel about the story. Ask questions like: why do you think the character did that? How would you solve this problem? What is the story trying to teach us? What was your favorite part of the story? All questions are good questions.

WRITE and DRAW: What is your favorite animal sound to copy?

You can use notebook paper or the writing templates provided on our website. As your child writes, let them get their full thought down on paper before you correct anything. This is how they become a writer! As they spell, encourage them to use the rules they know. This is called invented spelling. Even if it doesn't look like what an adult would write, they are still practicing their phonics. Illustrations are always welcome!

Name: _____

Word Family
Packet

16

You will learn these word families:
eat, each, eal, eep, eam, ee

All of these families say "E"!

ea + t



eat

ea + ch



beach

ea + l



seal

ee + p



jeep

ea + m



dream

ee



bee

Checklist

✓ off each page after
you complete it.

___ Activity 1

___ Activity 2

___ Activity 3

___ Activity 4

___ Activity 5

___ Activity 6

___ Activity 7

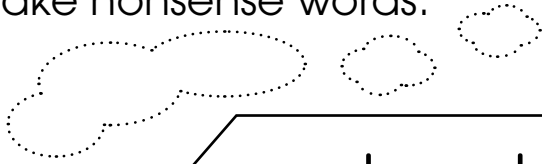
___ Activity 8

___ Activity 9

Name: _____

Which Words Live Here?

Use the letters and blends from the attic to make words in each word family. If you can't make any more real words, you can make nonsense words.



b c d f g h j k l

m n p r s t v w x y z br bl

ch cl cr dr fl fr gl gr kn pl pr sc scr

sh sk sl sm sn sp st str sw th thr tr wh wr

____eat ____eat ____eat ____eat ____eat ____eat

____each ____each ____each ____each ____each ____each

____eal ____eal ____eal ____eal ____eal ____eal

____eep ____eep ____eep ____eep ____eep ____eep

____eam ____eam ____eam ____eam ____eam ____eam

____ee ____ee ____ee ____ee ____ee ____ee


Name: _____

Where Do You Hear It?

Do you hear the sound at the BEGINNING, MIDDLE, or END?

Circle the right answer.

1. I hear the **ch** in



at the B M E

2. I hear the **e** in



at the B M E

3. I hear the **l** in



at the B M E

4. I hear the **e** in



at the B M E

5. I hear the **b** in



at the B M E

6. I hear the **scr** in



at the B M E

7. I hear the **s** in



at the B M E

8. I hear the **b** in



at the B M E

9. I hear the **e** in



at the B M E

10. I hear the **r** in



at the B M E

Name: _____

How Many Sounds Can You Hear?

Put your hand on top of the hand below. Read each of the words out loud SLOWLY. For every sound you hear, tap on a finger. How many taps were there? Circle that number.


pleat

2 3 4 5

sheep

2 3 4 5

see

2 3 4 5

teacher

2 3 4 5

seat

2 3 4 5

squeal

2 3 4 5

agree

2 3 4 5

cream

2 3 4 5

reach

2 3 4 5

Name: _____

Words From Earth or Mars?

Which words are real words we use on Earth? Which words are Martian words used only on Mars? Sort them.

weach * mee sneat hee * geal free * zeat
 tree spearn steal reach * fleach
 * cheat * sheep * dream * neat * creep scream
 * creal * scep



Words From Earth



Words From Mars

eat, each, eal, eep, eam, ee

Name: _____

They All Sound the Same

Can you think of three rhyming words to go with each picture?



eat



dream



seal



beach



sheep

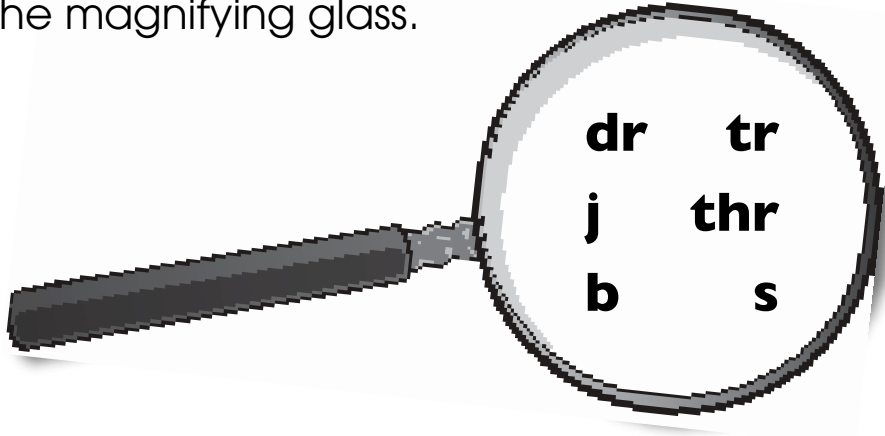


bee

Name: _____

What Is Missing?

Complete the sentences by using each of the letters and blends from the magnifying glass.

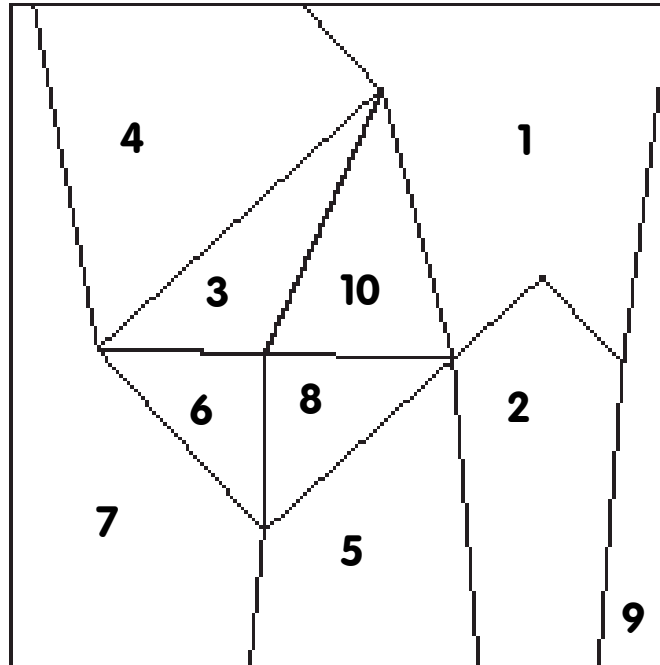


1. The ____eal had a ball on his nose.
2. "Trick or ____eat, smell my feet, give me something good to eat!"
3. We love to make sand castles at the ____each.
4. "One, two, ____ee! Come and get me!"
5. Mr. Jones got a brand new red ____eep.
6. I had the best ____eam last night!

Name: _____

Silly Sentences

Circle the silly sentences. For each silly sentence you find, color the shape with that number.



1. I like to bleach my jeep peaches before I eat them.
2. My sister is sixteen.
3. Do sheep have seal knees for peeping over fences?
4. I had a bad dream.
5. I like to keep my desk neat.
6. The seat was a treat for meat.
7. The jeep went beep.
8. My teacher eats cleats and trees.
9. Do you know how to sweep?
10. The seal wheat the beam.

Name: _____

Read, Think, Then Read Again

Read the story below. Then color the picture that goes with it.

What Lee Sees

Lee does not see a seal.

Lee does not see a sheep.


Lee does not eat a peach.

Lee only sleeps!


1.




2.



3.



4.



eat, each, eal, eep, eam, ee

Name: _____

Which Spelling Is Right?

Look at each picture. Then circle the correct spelling of the word.

1.



steal

seal

sele

4.



kneet

nete

neat

2.



swep

sweep

swepe

5.




teecher

teachr

teacher

3.



sixten

sixteen

sixteen

6.



dream

deam

dreme

Packet 16

Activity 1: Answers will vary.

Activity 2: 1. E, 2. E, 3. E, 4. M, 5. B, 6. B, 7. B, 8. B, 9. B, 10. B

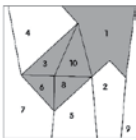
Activity 3: pleat = 4, sheep = 3, see = 2,
teacher = 4, seat = 3, squeal = 4, agree = 4, cream
= 4, reach = 3

Activity 4: Words from Earth: tree, cheat, sheep,
creep, reach, dream, steal, neat, free, scream;
words from Mars: weach, spearn, creal, mee, sneat,
hee, geal, fleach, screeper, zeat

Activity 5: Answers will vary.

Activity 6: 1. seal, 2. treat, 3. beach, 4. three,
5. jeep, 6. dream

Activity 7:



Activity 8: Picture #3 is correct.

Activity 9: 1. seal, 2. sweep, 3. sixteen, 4. neat,
5. teacher, 6. dream