



Cuyahoga County
Public Library

Story Star Blastoff

Theme: Look Up At the Sky!

Phonics Focus: OW and OU

READ: *The North Wind and the Sun* by Margaret Williamson

Have your child read aloud to you, reading the words they can while you help with challenging new words. Encourage them to solve unfamiliar words using the patterns they know, as well as use the pictures for more detail. Learning to read is all about building your toolkit of known words and sounds!

Extension Activity:

Work through the included activities at your child's pace. They should be challenged, but not frustrated, and these activities do not need to be done in one sitting. Directions are included for each activity. If your child has trouble, that's okay! You can help them, just try not to give them the answer. They should be doing most of the work.

READ: *A Day in the Sun* by Diana Ejaita

Read this book to your child. If able, let them read to you, or take turns. Along the way, talk with your child about what is happening and how they feel about the story. Ask questions like: why do you think the character did that? How would you solve this problem? What is the story trying to teach us? What was your favorite part of the story? All questions are good questions.

WRITE and DRAW: What is your favorite thing in the sky?

You can use notebook paper or the writing templates provided on our website. As your child writes, let them get their full thought down on paper before you correct anything. This is how they become a writer! As they spell, encourage them to use the rules they know. This is called invented spelling. Even if it doesn't look like what an adult would write, they are still practicing their phonics. Illustrations are always welcome!



More ou Sounds



When o and u come together in a word, they usually make the sound you hear in mouse. However, sometimes ou makes other vowel sounds, such as in soup, cousin, shoulder, and cough.

Here is a puzzle for you. Follow the directions.

- Using a crayon, color every square that has a v, x, or z in it.

x	g	r	o	u	p	v	y	o	u	n	g
v	z	v	x	x	d	o	u	g	h	z	v
b	r	o	u	g	h	t	v	x	z	v	z
x	c	o	u	n	t	r	y	v	z	v	z
v	z	x	v	t	h	r	o	u	g	h	x
b	o	u	i	d	e	r	v	z	x	z	z
z	x	v	b	o	u	g	h	t	v	x	z

- The letters that are left make *ou* words. Copy them in order in the sentences below.

A _____ of children waited by the bus.

A cub is a _____ bear.

I like to eat cookie _____.


I _____ my lunch to school.

Mexico is a _____ and so is Canada.

The car drove _____ the tunnel.

A huge _____ rolled down the mountain.

My uncle _____ a new car.



Answer Key



group, young, dough,
brought, country, through,
boulder, bought




Brown Cow



Usually, when o and w come together in a word, the o is long and the w is silent, as in snow. However, ow can make another sound, too. It is the sound you hear in cow.


Outline each cow with a brown crayon. Then circle the correct **ow** word that matches the picture on each cow.

1.




now clown wow

2.




town gown crown

3.




scowl down howl

4.




growl how allow

5.




towel bow crowd

6.




power flower tower

7.



coward shower Howard

8.




crown drown frown

Answer Key



1. clown; 2. crown;
3. down; 4. growl; 5. towel;
6. flower; 7. shower;
8. frown



The Clown's House



*In some words, vowel combinations come together to make a completely new sound. The letters **ou** and **ow** often make the same sound. For example: **out** and **cow***

Read and copy each list word. Circle the *ou* or *ow* spelling. Then organize the list words by either *ou* or *ow*.



List Words

		<i>ou</i>	<i>ow</i>
1. how	1. _____	_____	_____
2. clown	2. _____	_____	_____
3. house	3. _____	_____	_____
4. down	4. _____	_____	_____
5. now	5. _____	_____	_____
6. shout	6. _____		
7. about	7. _____		
8. town	8. _____		
9. count	9. _____		
10. our	10. _____		



Challenge Words

11. found	11. _____
12. crown	12. _____
13. mouth	13. _____



Change the last two letters in each word to spell a list word.

- | | | |
|----------------|----------------|----------------|
| 1. shore _____ | 2. abode _____ | 3. his _____ |
| 4. couch _____ | 5. torn _____ | 6. hound _____ |
| 7. net _____ | 8. cloud _____ | 9. oat _____ |
| | | 10. door _____ |



The clown's house is downtown near our house.



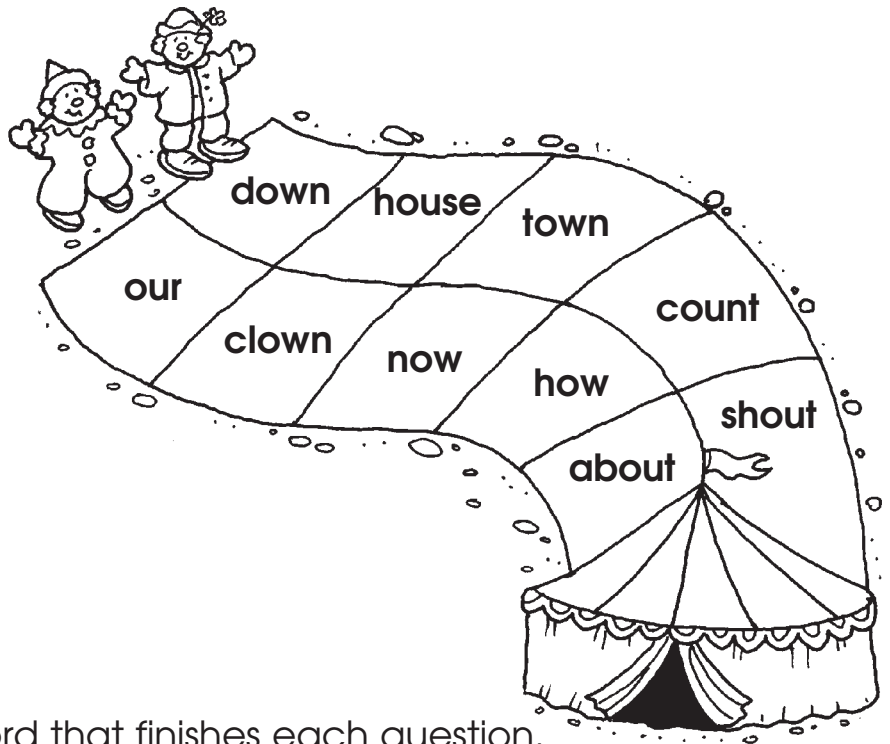
Complete the story using each of the list words.

The circus has come to _____.! My favorite part is watching the _____ shoot out of the cannon. We all _____ from 10 _____ to zero and then yell, "Blast off!" Then we cover _____ ears because the cannon is loud. You can hear the clown _____, "Wheee," as he flies over our heads. He flies for _____ two minutes. Then he disappears. "Where is he _____?" everyone asks. Suddenly, the clown jumps out of a dog's _____. "Wow! _____ did he do that?" we all wonder.



Use the clues to identify the list words. Move the clowns along the path by shading the answers. The clown that reaches the circus tent first is the winner.

1. the antonym for *up*
2. Where is ____ dog?
3. a circus performer
4. at this time
5. a synonym for *home*
6. smaller than a city
7. 1, 2, 3 . . .
8. a question word
9. not exact
10. a synonym for *yell*



Write the challenge word that finishes each question.

11. Has he _____ his notebook yet?
12. Can you talk with your _____ closed?
13. Did you notice all of the jewels in the ancient _____?



Cut letters from an old newspaper and glue them to another sheet of paper to spell each of the list words.



Page 38

ou: house, shout, about,
count, our; ow: how,
clown, down, now, town;
1. shout; 2. about; 3. how;
4. count; 5. town; 6.
house; 7. now; 8. clown;
9. our; 10. down

Page 39

town, clown, count, down,
our, shout, about, now,
house, How; 1. down;
2. our; 3. clown; 4. now;
5. house; 6. town;
7. count; 8. how; 9. about;
10. shout; 11. found;
12. mouth; 13. crown